

AUDITOR'S REPORT

1. We have Audited the attached Balance Sheet as at 31 March 2024, Income & Expenditure Account and Receipt & Payment Account for the year ended on that date annexed hereto of:

R N S INSTITUTE OF TECHNOLOGY
[A UNIT OF R.N.SHETTY TRUST]
BENGALURU – 560 061

These Financial Statements are the responsibility of the Institute's Management. Our responsibility is to express an opinion on these financial statements based on our audit.

2. We conducted our audit in accordance with auditing standards generally accepted in India. Those standards require that we plan and perform the audit to obtain reasonable assurance about whether the financial statements are free of material misstatements, whether due to fraud or error, and to issue an auditor's report that includes our opinion. Reasonable assurance is a high level of assurance, but is not a guarantee that an audit conducted in accordance with SAs will always detect a material misstatement when it exists. Misstatements can arise from fraud or error and are considered material if, individually or in the aggregate, they could reasonably be expected to influence the economic decisions of users taken on the basis of these financial statements. An Audit also includes assessing the accounting principles used and significant estimates made by management, as well as evaluating the overall financial statements presentation.

3. Further we report that, we have obtained all the information and explanations, which to the best of our knowledge and belief were necessary for the purpose of our audit.

4. In our opinion, the Institute has kept proper books of accounts, so far as it appears from our examination of those books.

5. The Balance Sheet and Income & Expenditure Account dealt with by this report are in agreement with the books of account.

6. In our opinion and to the best of our information and according to the explanations given to us, the accounts read with the schedules and notes thereon give a true and fair view;

- In the case of the Balance sheet of the state of the affairs of the Institute as at 31 March 2024.
- In the case of the income and expenditure account of the excess of income over the expenditure for the period ended on that date.

For B.C.Shetty & Co.,
Chartered Accountants
Firm Regn. No. 003819S





B.C.Shetty
Partner

M.No: 024296



Date: 06.10.2024
Place: Bengaluru

FOR THE YEAR ENDING 31.03.2024

RECEIPTS		Sch.	As at March 31, 2024	As at March 31, 2023
To	Opening Balances			
	Canara Bank-SB-50101		23,71,148	(25,84,077)
	Canara Bank-SB-50104		17,49,284	(21,19,217)
	State Bank of India -114882		22,322	7,43,053
	Imprest		4,204	4,176
"	Fees Receipts	1	1,07,47,53,177	85,27,62,577
"	Interest & Other Income	2	1,04,13,398	1,26,78,695
"	Advance, Deposits and Other Payables	3	(3,50,21,202)	20,18,378
"	Inter Units			
	TOTAL		1,05,42,92,331	86,35,03,585
PAYMENTS		Sch.	As at March 31, 2024	As at March 31, 2023
By	Administrative Expenses	4	5,30,92,012	3,87,01,684
"	Finance Charges	5	1,00,972	65,158
"	Staff Expenses	6	30,10,48,794	24,38,52,982
"	Fees & Other Expenses	7	11,90,29,138	8,02,72,215
"	Advance, Deposits & Other Receivables	8	(20,86,89,342)	20,38,02,923
"	Asset Purchases (Capital Investments)	9	35,40,94,912	25,66,58,728
"	Inter Units	10	42,90,37,025	3,60,02,936
"	Closing Balances			
	Imprest		916	4,204
	Canara Bank - SB - 50101		58,12,073	23,71,148
	Canara Bank - SB - 50104		7,21,557	17,49,284
	State Bank of India -114882		44,274	22,322
	TOTAL		1,05,42,92,331	86,35,03,585
		As per annexed report of even date		
For RNS INSTITUTE OF TECHNOLOGY		For B C Shetty & Co		
		Chartered Accountants		
		FRN:003819S		
 (Trustee)		 B C Shetty (Partner)		
				
Place : Bengaluru				
Date : 06.10.2024		M.No:024296		

R N S INSTITUTE OF TECHNOLOGY

Channasandra, Bengaluru - 61

Schedule to Receipts & Payment Accounts**1. FEES RECEIPTS**

Admission/Registration	1,08,51,900	75,40,750
Application & Prospectus	8,09,900	5,94,150
Alumini Association Fees	14,02,800	15,09,000
Contingency Project	2,45,000	2,51,000
Cultural activity fees	88,31,950	79,52,050
Career guidance & serv fund	1,92,540	1,26,170
Convocation Fees	14,02,800	9,72,000
Development Fees	24,18,19,112	16,20,36,705
E Learning Fees	44,57,680	33,82,200
E - Consortium	51,32,000	40,78,750
E-Journal & Digital Library	89,41,800	80,01,100
Examination Fees	1,15,19,164	1,42,79,084
Eligibility Fees	30,13,500	21,87,000
Extra Curricular Activities	94,35,850	85,87,750
Exam Remuneration From VTU	24,45,835	19,85,644
Establishment Charges	2,33,51,936	1,95,36,000
Guest Charges Collected	2,500	8,840
Fixed Charges Collected	84,73,750	68,82,000
Fine Received	1,44,715	3,20,068
Health Care Insurance-Students	37,93,500	33,53,250
Identity /Smart Card	5,49,900	4,26,300
Industrial Experts CEO Talks	1,04,66,000	94,29,500
Internship Fee	38,54,869	14,76,450
Internal Class Exam Fees	22,71,950	20,16,350
Tution Fees	56,07,82,736	45,78,55,316
Internet & Browsing	1,10,65,250	98,38,250
Laboratory Fees	55,18,000	50,45,050
Library & Reading Room	77,03,500	69,40,100
Magazine	23,60,300	20,80,900
Medical Fees	23,90,500	21,15,500
Mess Charges Collection	2,11,72,500	1,99,96,000
NSS Fees	2,02,320	1,78,840
Sports/Gym Fees	89,73,900	79,67,900
Sports Development Fees	10,63,300	8,01,850
Skill Development	2,25,54,750	1,78,63,260
Student Aid Fund	28,61,700	25,38,900
PC Hardware Training Fees	20,67,200	16,25,200
Placement Training Fee	2,36,98,500	2,16,21,500
Project Work Seminar	96,84,000	87,49,500
Red Cross Society Fees	2,52,900	2,23,550
Research Grant	28,000	67,050
Books & Uniform Fees	39,93,500	-
Uniform Fees	39,11,000	28,99,500
Teachers Development Fund	1,26,450	1,11,775
Students Development Fund	1,26,450	1,11,775
University Development Fund	32,90,500	25,41,750
Women Cell Fee	81,040	56,960
Student Information System/Digital Plat Form	38,17,330	33,48,210
National / Int.Con. Fees	65,15,000	59,86,700
Membership Fees	24,71,250	21,86,050
News Paper Subscription	1,89,250	1,61,980
Lab Records & Others Fees	32,72,100	29,17,100
Graduation day fees	11,69,000	-
TOTAL	1,07,47,53,177	85,27,62,577



2. INTEREST AND OTHER INCOME		
Attendance Shortage Fee	4,50,000	12,02,000
Phd Fees	10,84,345	7,19,487
Incidental Charges	14,000	60,879
Interest on FD Recd	28,66,887	49,84,365
Interest on FD Recd - Hostel	7,43,978	4,57,770
Interest on SB A/c Hostel	1,92,523	1,13,003
Interest on SB A/c College	4,74,499	3,27,730
Interest on deposit with Bescom	58,896	-
Misc. Income	76,175	20,196
Teachers Day Flag(Student)	87,455	65,780
Sale of Blue Books	29,07,310	26,09,310
Sale of Scraps	3,61,730	6,47,380
Sponsorship	2,75,000	7,78,500
Student kit	8,20,600	6,50,100
Gym Registraion & Laundry Fees	-	42,195
TOTAL	1,04,13,398	1,26,78,695

3. ADVANCE, DEPOSITS & OTHER PAYABLES		
Heath Insurance Claim Payable	(64,551)	64,551
ESIC Employee Contribution	2,058	8,879
Salary Recovery - LIC	10,463	(9,427)
PF Employee Contribution	1,45,396	5,98,022
Profession Tax	3,600	2,200
Salary & Allowances Payable	73,70,946	1,37,71,095
Salary Withheld	-	(1,47,86,704)
Salary Withheld - Hostel	4,419	(20,910)
Scholarship Payable	4,52,702	(13,52,507)
Gratuity Payable	(14,87,856)	14,87,856
Staff Security Deposit	78,000	6,000
Sundry Creditors	(7,95,649)	3,40,221
Sundry Creditors - Hostel	(4,11,49,606)	15,00,112
Electricity Charges Payable	4,90,136	(20,910)
Honorarium Payable	20,475	9,000
Amount Payable To Students	(1,65,368)	2,96,800
Deposit Received	48,333	1,24,100
Professional Charges Payable	15,300	-
TOTAL	(3,50,21,202)	20,18,378

04.ADMINISTRAIVE EXPENSES		
Advertisement	42,20,020	37,52,302
Annual maintenance contract	7,13,852	11,71,533
Audit Fees	4,24,800	3,54,000
Browsing Centre Maint.	36,79,721	23,45,627
Vehicle Maintenance	6,85,474	3,14,147
Car Maintenance	81,743	1,35,151
Computer Maintainance	35,15,743	20,26,173
Consumables	3,02,282	3,60,855
Conveyance & Refreshment	4,29,794	2,96,728
Electrical Maintenance	3,87,649	3,87,783
Electricity Charges	88,12,112	48,35,915
Generator Maintenance	-	1,58,639
Hostel Expenditure	37,760	-
House Keeping & Maintenance	78,12,368	63,91,163
Miscellenous Expenses	-	4,729
News Papers & Periodicals	2,37,077	1,40,965



Office Expenses	7,59,104	1,87,606
Pooja Expenses	58,700	56,901
Postage	34,603	28,308
Printing and Stationery	52,47,313	42,88,293
Professional Fees	3,09,952	5,34,513
Rates, Fees & Taxes	36,547	60,830
Repairs & Maintenance	40,29,106	21,29,919
Spv Plant & Tank Maintenance	10,79,944	8,62,706
Security Charges	81,54,901	67,94,709
Taxes and Insurance	11,91,702	3,68,535
Telephone Charges	91,846	60,627
Wages & Overtime Wages	5,92,349	3,13,500
Xerox Maintenance	1,65,550	3,39,527
TOTAL	5,30,92,012	3,87,01,684

05. FINANCE CHARGES		
Bank Charges & commission	1,00,972	65,158
TOTAL	1,00,972	65,158

06. STAFF EXPENSES		
Salary	27,07,97,302	22,74,15,196
Salary - Hostel	8,83,800	8,30,400
Remuneration (Part Time)	13,87,050	7,16,198
Remuneration - Phd	3,02,860	3,09,707
P.F.Administration Charges	2,97,325	2,82,401
PF EDLI Scheme	2,96,360	2,80,401
P.F.Employers Contribution	71,84,646	73,20,326
ESI Employer Contribution	83,329	1,05,579
Employer Labour Welfare Contri.	14,000	13,160
Health Care Insurance-Staff	12,77,688	9,74,628
Honorarium to Doctors & Others	2,27,400	1,68,500
Gratuity to Staff	4,92,406	-
Group Gratuity -LIC	1,07,84,628	53,71,392
Ex Gratia To Staff	70,20,000	60,594
Gift Expenses	-	4,500
TOTAL	30,10,48,794	24,38,52,982

07. FEES & OTHER EXPENSES		
Affiliation/Inspection Fee	20,59,000	5,46,000
AICTE Fees	8,85,000	
Cultural Activities	7,61,514	15,64,445
Exam Remuneration to Staff	21,27,869	19,13,554
Examination Expenses	(60,206)	(24,395)
Eligibility Fees	40,92,600	7,87,000
Fees Concession	2,08,89,740	1,56,25,490
Fees Concession - Hostel	6,85,333	4,22,110
Health Care Insurance-Student paid	7,94,202	9,15,286
Internship Fees Paid	23,45,152	26,39,984
Kscst Project Research Grant	-	14,000
Research Grant	7,21,587	70,000
Registration Fees For Autonomous	50,531	5,40,000
Membership & Subscription	18,42,491	9,01,212
Mess Bill Charges	1,99,54,731	1,85,60,217
Mechanical Dept Expenses	34,406	2,423
CSE Department Expenses	24,776	14,094
ISE Department Expenses	-	5,981
EC Department Expenses	8,707	27,205
NAAC Meeting Expenses	(13,259)	7,28,036



Placement & Training Expenses	51,49,333	55,59,467
Seminar/Convention Expenses	36,900	13,080
Uniform Fees	52,01,096	22,74,237
Students & Staff Welfare Expenses	26,36,358	22,34,935
Students & Staff Welfare Fund	2,23,600	2,12,400
VTU Registration Fees	1,07,42,890	25,31,110
VTU E - Learning Fees	53,36,500	13,02,000
VTU E - Consortium Fees	58,91,425	33,27,250
VTU E - Career Guidance & Service Fund	1,00,730	61,000
VTU E - Convocation Fees	9,56,600	-
VTU Examination Fees	85,93,110	1,22,73,520
VTU Sports Development Fees	6,04,350	4,57,500
VTU Sports Fees	4,43,200	3,05,000
VTU University Development Fess	19,13,750	15,25,000
VTU Rv/PC Fees Paid	20,85,995	21,97,270
VTU - Women Cell Fee	44,835	19,110
VTU Other Fees	35,67,800	6,33,040
Student ID Card Expenses	-	29,574
Indian Red Cross Society Fees	67,080	64,080
Workshop Expenses	29,133	-
Sponsorship Paid	5,43,500	-
Skill Development & Traning Expenses	53,71,576	-
Other Student Activity Expenses	22,85,203	-
TOTAL	11,90,29,138	8,02,72,215
08. ADVANCE, DEPOSIT & OTHER RECEIVABLES		
Advance Suspense-Staffs	43,142	4,96,418
Fixed Deposits-IT College	(19,48,30,078)	19,48,30,078
Fixed Deposits-IT Hostel	(1,24,53,265)	2,78,83,404
IEEE Deposit	1,10,000	(1,10,000)
TDS Receivable- Hostel	28,624	3,86,772
Fees Receivables	(43,88,816)	(1,87,06,929)
Fees Receivables - Hostel	(6,25,433)	(11,24,208)
Advance	25,000	2,25,590
Income tax recovery payable(TDS)	22,33,921	4,55,155
Advance to Creditors	23,12,190	(3,29,719)
Prepaid Expenses	(11,44,627)	(2,03,638)
TOTAL	(20,86,89,342)	20,38,02,923



09. ASSETS PURCHASE		
Computer	1,53,60,351	1,27,09,782
Building	21,47,17,980	-
Building - Auditorium - WIP	-	72,39,418
Building - Others	10,85,37,709	6,86,02,544
Centre Of Excellance Lab	-	3,54,62,504
Memorial Structure & Gardening	-	12,36,53,074
Equipments	96,32,028	18,42,577
Lab Equipments	5,28,377	-
Equipments-Hostel	34,003	25,15,926
Furniture & Fixtures	14,21,650	30,42,414
Furniture & Fixtures - Hostel	-	1,08,345
Library Books	8,06,191	2,77,644
Plant & Machinery	22,97,798	6,09,500
Plant & Machinery-Hostel	31,565	-
Vehicles	7,27,260	5,95,000
TOTAL	35,40,94,912	25,66,58,728

10. INTER UNITS		
R N Shetty Trust	47,16,88,648	3,51,31,322
RNS School of Architecture	(1,47,135)	8,61,694
RNS School of Architecture - In Hostel	-	(5,16,580)
RNSIT Hostel Ledger in RNSIT College	(4,30,31,952)	1,00,91,063
RNS IT - in Hostel	5,27,464	(1,00,91,063)
RNS PU College	-	(25,000)
RNS First Grade College	-	5,51,500
	42,90,37,025	3,60,02,936



RNS Institute of Technology
Channasandra, Bengaluru- 61

INCOME AND EXPENDITURE ACCOUNT FOR THE YEAR ENDING 31ST MARCH 2024

INCOME	Sch.	As at March 31, 2024	As at March 31, 2023
A. Operating Income			
By Fees	1	1,07,47,53,177	85,27,62,577
B. Other Income			
By Interest & Other Income	2	1,04,13,398	1,26,78,695
Total		1,08,51,66,575	86,54,41,272
EXPENDITURE	Sch.		
C. Administrative Expenses			
To Administrative expenses	3	5,30,92,012	3,87,01,684
D. Other Expenses			
To Finance Charges	4	1,00,972	65,158
" Staff Expenses	5	30,10,48,794	24,38,52,982
" Fees & Other Expenses	6	11,90,29,138	8,02,72,215
E. Depreciation	7	7,10,47,486	6,03,36,099
Excess Of Income Over Expenditure		54,08,48,172	44,22,13,134
Total		1,08,51,66,575	86,54,41,272

As per annexed report of even date

For RNS INSTITUTE OF TECHNOLOGY



(Trustee)

Date : 06.10.2024

Place : Bengaluru

For B C Shetty & Co



Chartered Accountants

FRN:003819S





B C Shetty
(Partner)

M.No:024296

R N S INSTITUTE OF TECHNOLOGY			
Channasandra, Bengaluru-61			
Balance Sheet as at 31.03.2024			
PARTICULARS	Schedule	As at	As at
		March 31 , 2024	March 31 , 2023
SOURCES OF FUND			
A. Own Funds			
a) R.N.Shetty Trust Fund	1	67,13,257	67,13,257
b) R.N.Shetty Trust Account	2	2,62,67,27,006	2,55,75,67,482
B. Current Liabilities			
a) Sundry Creditors	3	5,80,185	(5,83,903)
b) Outstanding Liabilities	4	4,15,75,439	3,69,10,307
TOTAL		2,67,55,95,887	2,60,06,07,143
APPLICATION OF FUNDS			
A. Fixed Assets	9		
a) Gross Block		2,62,43,72,477	2,33,06,13,663
Less: Depreciation		7,10,47,486	6,03,36,099
		2,55,33,24,990	2,27,02,77,564
B. Investments & Deposits	5	1,74,11,989	22,45,85,332
C. Current Assets & Loans & Advances			
a) Current Assets:			
Cash & Bank Balances	6	65,78,820	41,46,959
b) Loans & Advances	7	83,25,345	66,28,296
c) Fees Receivables	8	8,99,54,743	9,49,68,992
TOTAL		2,67,55,95,887	2,60,06,07,143
<div> <div> For RNS INSTITUTE OF TECHNOLOGY  (Trustee) </div> <div> As per annexed report of even date For B C Shetty & Co Chartered Accountants FRN:003819S  B C Shetty (Partner) M.No:024296 </div> </div>			
Date : 06.10.2024 Place : Bengaluru			

R N S INSTITUTE OF TECHNOLOGY			
Channasandra, Bengaluru - 61			
Schedules forming part of Balance Sheet			
Schedule	Particulars	As at March 31, 2024	As at March 31, 2023
1	R.N.SHETTY TRUST FUND		
	Opening Balance	67,13,257	67,13,257
	Closing Balance	67,13,257	67,13,257
2	R.N.SHETTY TRUST ACCOUNT		
	Opening Balance	2,55,75,67,482	2,15,04,85,669
	Add: Amount Received during the year	33,87,86,480	31,60,19,434
	Less: Amount Paid during the year	81,04,75,128	35,11,50,756
	Closing Balance		
	Add: Current Year Excess of Income over Expenditure	54,08,48,172	44,22,13,134
	Closing Balance	2,62,67,27,006	2,55,75,67,482
3	SUNDRY CREDITORS		
	College Dunia Web Pvt Ltd	-	(4,237)
	Gurukrupa Digital World	-	(20)
	IETE New Delhi	25,740	-
	Instrument Society of India	2,469	-
	ION TOTAL WATER SOLUTION	60,300	-
	Libra Technologies	-	(1,45,904)
	OTS Offitech Systems Pvt Ltd	-	1,71,050
	RNS Motors	33,671	-
	RNSIT Hostel Ledger in RNSIT Collage	16,59,11,075	12,28,79,123
	Sodexo Food Solutions Pvt Ltd	24,44,663	12,71,478
	S Rudraradhya & Co	1,950	-
	Suhail Gas Point	-	2,436
	Tata Power Solar Systems Ltd.	-	1,09,895
	RNSIT College Ledger in Hostel	(16,78,99,683)	(12,48,67,724)
	TOTAL	5,80,185	(5,83,903)
4	OTHER LIABILITIES		
	ESI Employee Contribution	2,366	1,982
	ESI Employers Contribution	10,246	8,572
	TDS Payable	29,12,456	51,46,377
	Salary Payable	2,12,75,221	1,38,99,856
	PF Employees Contribution	6,53,403	5,75,705
	PF Employers Contribution	6,43,400	5,75,702
	Profession Tax Payable	66,600	63,000
	Electricity Charges Payable	8,09,556	3,19,420
	RNS PU College	31,214	31,214
	Gratuity Payable	-	14,87,856
	Scholarship Payable	6,59,670	2,06,968
	Staff Security Deposit	3,13,500	2,35,500
	Students Aid Fund-	1,22,09,050	1,22,09,050
	Mess Advance/ Refund	(8,568)	-
	Health Insurance Claim Payable	-	64,551
	Salary Recovery - LIC Payable	84,344	73,881
	Placement Honrarium payable	31,725	11,250
	Professional Charges Payable	15,300	
	Amount Payable To Students	1,40,000	2,96,800
	Deposit Received	12,42,013	11,93,680
	Advance	4,83,943	5,08,943
	TOTAL	4,15,75,439	3,69,10,307



Shedule	Particulars	As at March 31, 2024	As at March 31, 2023
5	INVESTMENTS AND DEPOSITS		
	A- Investment		
	i) Fixed Deposits (Canara bank)	-	19,48,30,078
	i) Fixed Deposits (Canara bank) - Hostel	1,54,30,139	2,78,83,404
	B- DEPOSITS		
	i) Telephone Deposit (Hostel)	310	310
	ii) Gas Deposit	31,000	31,000
	iii) Browsing Centre Deposit	11,000	11,000
	iv) Indian Institute of Management	25,000	25,000
	v) BESCO-Meter Deposit	17,42,540	17,42,540
	vi) AICTE Deposit	50,000	50,000
	vii) House Rent Deposit	12,000	12,000
	viii) IEEE deposits	1,10,000	-
	TOTAL	1,74,11,989	22,45,85,332
6	CASH AND BANK BALANCES		
	<u>Cash at Bank</u>		
	a) Canara Bank-50101	58,12,073	23,71,148
	b) Canara Bank-50104-Hostel	7,21,557	17,49,284
	c) State Bank of India-114882	44,274	22,322
	Imprest Cash	916	4,204
	TOTAL	65,78,820	41,46,959



Schedule	Particulars	As at March 31, 2024	As at March 31, 2023
7	LOANS & ADVANCES		
	Advance to Parties		
	ABS Interiors	1,52,478	-
	Ambition Inc	55,300	55,300
	DDR SIMPLE TECHNOLOGIES PVT LTD	1,00,000	-
	Energy Gas Systems	1,45,450	-
	Genius Facility Management Services	3,500	3,500
	IBM India Pvt Ltd	1,10,000	1,10,000
	IIT BOMBAY PROJECT AND CONSULTANCY	2,50,000	-
	Nitte Meenakshi Ins. Of Technology	5,00,000	5,00,000
	PENTAGON SPACE PVT LTD	2,62,368	-
	Power Electronics Ltd.	4,18,000	4,18,000
	POWERICA LTD	11,02,710	-
	Reliance Tailors	93,220	93,220
	Seventh Sense	4,09,679	4,09,679
	Shri Devi Electricals	2,08,675	2,08,675
	SRI BALAJI ENTERPRISES	1,59,300	-
	Sri Renuka Aircondition Service Centre	64,575	-
	SUDHA RNS LLP	10,25,892	-
	Trindent Auto Private Limited	30,951	30,951
	ABHARAN JEWELLERS PRIVATE LIMITED	3,94,778.00	-
	SURABEE ESESV MACHINES & CO	42,896.00	-
	TDS Receivables	6,50,516	6,87,528
	Advance Suspense-Staffs	15,52,160	15,54,794
	RNS First Grade College	5,52,000	5,52,000
	RNS International School	2,89,162	2,89,162
	RNS Schools Of Architecture	(15,03,784)	(6,84,659)
	RNS Schools Of Architecture -In Hostel	(4,00,210)	(4,00,210)
	Prepaid Expenses	16,55,729	28,00,356
	TOTAL	83,25,345	66,28,296
8	Fees Receivable		
	Fees Receivables - College	8,12,93,948	8,56,82,764
	Fees Receivables - Hostel	86,60,795	92,86,228
	TOTAL	8,99,54,743	9,49,68,992




R N S INSTITUTE OF TECHNOLOGY

Channasandra, Bengaluru - 61

SCHEDULE - 9

FIXED ASSETS AS ON 31st March 2024

Sl.	PARTICULARS	Balance as on 01.04.2023	ADDITIONS		Transfer Sales Scrap	TOTAL	RATE	Depreciation		Total Depreciation	Balance as on 31.03.2024
			More than 180 Days	Less than 180 Days				More than 180 Days	Less than 180 Days		
COLLEGE											
1	Land	3,18,92,091	-	-	-	3,18,92,091	-	-	-	-	3,18,92,091
2	Building	36,60,31,857	-	21,47,17,980	-	58,07,49,837	10%	3,66,03,186	1,07,35,899	4,73,39,085	53,34,10,753
4	Roads	10,21,170	-	-	-	10,21,170	10%	1,02,117	-	1,02,117	9,19,053
5	Library Books	43,25,708	5,30,315	2,75,876	-	51,31,899	15%	7,28,403	20,691	7,49,094	43,82,804
6	Computer & Periferals	1,08,55,946	48,35,357	1,05,24,994	-	2,62,16,297	60%	94,14,782	31,57,498	1,25,72,280	1,36,44,017
7	Equipment	1,84,50,530	7,76,996	93,83,409	-	2,86,10,935	15%	28,84,129	7,03,756	35,87,885	2,50,23,050
8	Furniture & Fixtures	2,14,97,344	8,71,779	5,49,871	-	2,29,18,994	10%	22,36,912	27,494	22,64,406	2,06,54,588
9	Plant & Machinery	1,32,29,637	11,75,568	11,22,230	-	1,55,27,435	15%	21,60,781	84,167	22,44,948	1,32,82,487
10	Vehicles	40,36,005	1,96,435	5,30,825	-	47,63,265	15%	6,34,866	39,812	6,74,678	40,88,587
12	Building - Others	13,22,04,881	-	10,85,37,709	-	24,07,42,590	-	-	-	-	24,07,42,590
13	Building - Auditorium - WIP	1,29,92,25,721	-	-	-	1,29,92,25,721	-	-	-	-	1,29,92,25,721
14	Play Ground - 1 - WIP	6,95,17,045	-	-	-	6,95,17,045	-	-	-	-	6,95,17,045
15	Play Ground - 2 - WIP	12,57,07,170	-	-	-	12,57,07,170	-	-	-	-	12,57,07,170
16	Centre Of Excellence Lab	3,54,62,504	-	-	-	3,54,62,504	-	-	-	-	3,54,62,504
17	Memorial Structure & Gardening	12,36,53,074	-	-	-	12,36,53,074	-	-	-	-	12,36,53,074
	Total	2,25,71,10,683	83,86,450	34,56,42,894	-	2,61,11,40,027		5,47,65,176	1,47,69,316	6,95,34,492	2,54,16,05,535
HOSTEL											
1	Building	74,16,030	-	-	-	74,16,030	10%	7,41,603	-	7,41,603	66,74,427
2	Equipment	29,93,777	-	34,003	-	30,27,780	15%	4,49,067	2,550	4,51,617	25,76,163
3	Furniture & Fixtures	19,23,089	-	-	-	19,23,089	10%	1,92,309	-	1,92,309	17,30,781
4	Plant & Machinery	8,33,988	-	31,565	-	8,65,553	15%	1,25,098	2,367	1,27,466	7,38,087
	Total	1,31,66,884	-	65,568	-	1,32,32,452		15,08,077	4,918	15,12,994	1,17,19,458
	Grand Total	2,27,02,77,567	83,86,450	34,57,08,462	-	2,62,43,72,477		5,62,73,253	1,47,74,234	7,10,47,486	2,55,33,24,993
	Previous Year	2,07,39,54,938	73,29,123	24,93,29,605	-	2,33,06,13,663		5,70,15,528	33,20,572	6,03,36,099	2,27,02,77,567
For RNS Institute of Technology											
As per Annexed Report of Even Date											
For B C Shetty & Co											
Chartered Accountant											
FRN:0038195											
B C Shetty											
Partner											
Mno:024296											
Place : Bengaluru											
Date : 06.10.2024											
											
(Trustee)											

For RNS Institute of Technology

As per Annexed Report of Even Date

For B C Shetty & Co

Chartered Accountant

FRN:003819S

(Trustee)

B C Shetty

Partner

Mno:024296

Place : Bengaluru
Date : 06.10.2024

RNSIT , BANGALORE
ASSET ADDITION DETAILS

PARTICULARS	D.O.P	Total Additions	ADDITION(Amount)	
			LESS THAN 180 DAYS	MORE THAN 180 DAYS
RNSIT COLLEGE, BLORE				
Computer				
Computer	15-04-2023	1,04,843	-	1,04,843
Computer	19-07-2023	5,62,068	-	5,62,068
Computer	20-07-2023	70,000	-	70,000
Computer	12-08-2023	2,48,626	-	2,48,626
Computer	08-09-2023	25,84,908	-	25,84,908
Computer	14-10-2023	29,67,700	29,67,700	-
Computer	19-10-2023	1,69,000	1,69,000	-
Computer	30-11-2023	32,96,920	32,96,920	-
Computer	10-02-2024	29,48,466	29,48,466	-
Computer	12-02-2024	5,42,800	5,42,800	-
Printer	08-09-2023	26,373	-	26,373
Printer	03-10-2023	1,04,100	-	1,04,100
Printer	12-10-2023	4,04,268	4,04,268	-
Projector	08-09-2023	2,46,266	-	2,46,266
Projector	08-09-2023	8,62,720	-	8,62,720
Projector	15-12-2023	1,95,840	1,95,840	-
Software	24-07-2023	25,453	-	25,453
Total		1,53,60,351	1,05,24,994	48,35,357
Equipments				
Electronic	15-06-2023	3,64,620	-	3,64,620
Electronic	13-07-2023	3,68,000	-	3,68,000
Electronic	11-11-2023	51,920	51,920	-
Electronic	17-01-2024	1,87,620	1,87,620	-
Electronic	17-01-2024	1,35,000	1,35,000	-
Equipments	07-12-2023	1,35,700	1,35,700	-
Equipments	21-02-2024	1,28,000	1,28,000	-
Kitchen Appliances	24-01-2024	3,89,236	3,89,236	-
Kitchen Appliances	13-03-2024	22,63,004	22,63,004	-
Total		40,23,100	32,90,480	7,32,620
Furniture & Fixtures				
	11-05-2023	14,160	-	14,160
	23-05-2023	6,00,620	-	6,00,620
	12-08-2023	2,56,999	-	2,56,999
	22-01-2024	57,348	57,348	-
	23-01-2024	1,00,392	1,00,392	-
	24-01-2024	1,91,160	1,91,160	-
	12-02-2024	43,601	43,601	-
	21-02-2024	1,57,370	1,57,370	-
Total		14,21,650	5,49,871	8,71,779



Lab Equipments				
	22-08-2023	21,377	-	21,377
	29-11-2023	3,30,000	3,30,000	-
	27-12-2023	1,77,000	1,77,000	-
Total		5,28,377	5,07,000	21,377
Plant & Machinery				
CCTV A/c	11-09-2023	2,98,068	-	2,98,068
CCTV A/c	27-12-2023	5,06,930	5,06,930	-
Plant Machinery A/c	11-06-2023	17,000	-	17,000
Plant Machinery A/c	12-06-2023	54,000	-	54,000
UPS System	19-07-2023	5,50,000	-	5,50,000
UPS System	19-07-2023	2,47,000	-	2,47,000
Water Cooler	28-06-2023	9,500	-	9,500
Water Cooler	20-10-2023	2,20,000	2,20,000	-
Water Cooler	08-01-2024	3,95,300	3,95,300	-
Total		22,97,798	11,22,230	11,75,568
Library Books				
	22-05-2023	85,283	-	85,283
	22-05-2023	2,91,792	-	2,91,792
	22-05-2023	1,33,685	-	1,33,685
	22-05-2023	19,555	-	19,555
	22-11-2023	21,299	21,299	-
	22-11-2023	1,63,832	1,63,832	-
	22-11-2023	28,625	28,625	-
	05-03-2024	62,120	62,120	-
Total		8,06,191	2,75,876	5,30,315
Motor Vehicle				
	05-07-2023	1,96,435	-	1,96,435
	18-01-2024	56,867	56,867	-
	11-03-2024	4,73,958	4,73,958	-
Total		7,27,260	5,30,825	1,96,435
Electrical Equipment				
	07-06-2023	22,999	-	22,999
	08-11-2023	1,16,660	1,16,660	-
	12-02-2024	1,86,915	1,86,915	-
	12-02-2024	1,31,654	1,31,654	-
	13-02-2024	14,75,000	14,75,000	-
	04-03-2024	36,75,700	36,75,700	-
Total		56,08,928	55,85,929	22,999
RNSIT College Total		3,07,73,655	2,23,87,205	83,86,450
RNSIT, HOSTEL Equipments				
	20-12-2023	34,003	34,003	-
Total		34,003	34,003	-
Plant & Machinery				
	25-03-2024	31,565	31,565	-
Total		31,565	31,565	-
RNSIT Hostel Total		65,568	65,568	-
Grand Total		3,08,39,223	2,24,52,773	83,86,450

