



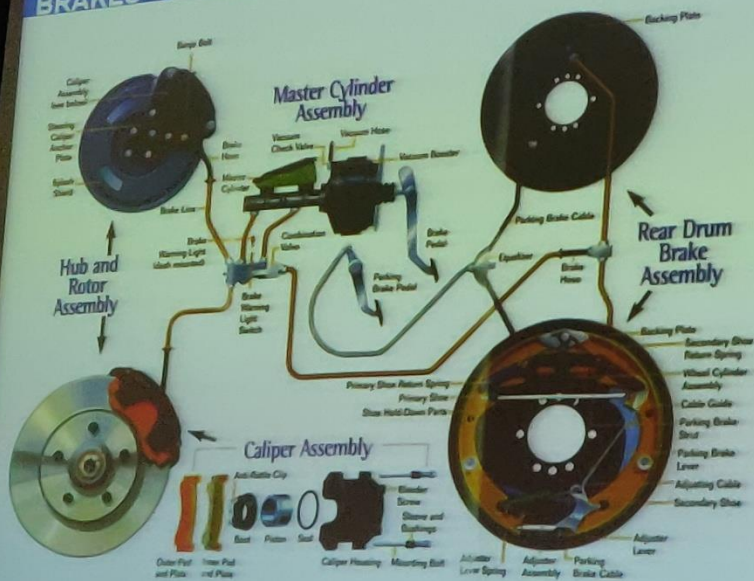
CHASSIS-Types

TUBULAR SPACE FRAME:



- **Advantages:**-Very strong in any direction. (compare with ladder chassis and monocoque chassis of the same weight)
- **Disadvantages:**-Very complex, costly and time consuming to be built. Impossible for robotized production. Besides, it engages a lot of space, raise the door sill and result in difficult access to the cabin.
- **Who uses it:**- All Ferrari, Before the 360M, Lamborghini, Diablo, Jaguar XJ220, Caterham.

BRAKES - BASIC LAYOUT



Brakes

